

I forgot my Learning Portal username or password.
I'm unable to login.

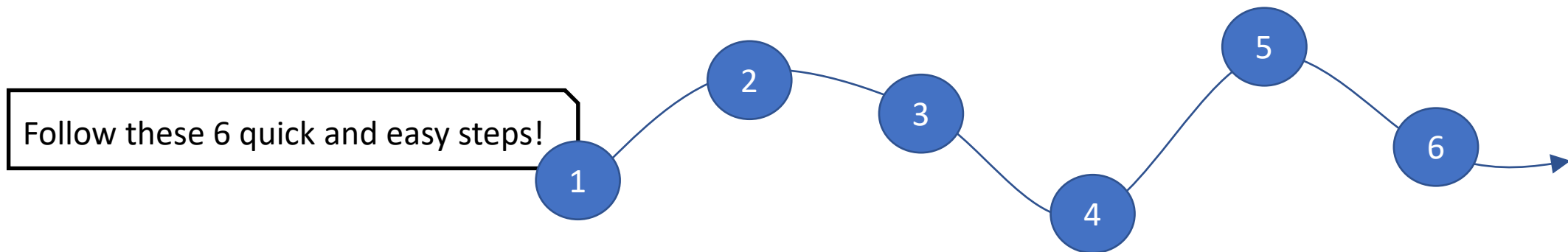
What do I do?

If after following these steps, you still are having problems, contact the
Wildland Fire Learning Portal Site Administrator

Karen Miller

karen@karenmillerlmsconsulting.co

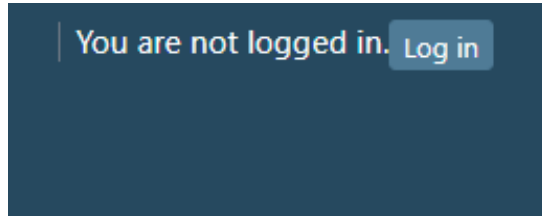
For same day crisis requirements – Phone: (208)546-9038



1

Go to the Learning Portal website at www.WildlandFireLearningPortal.net

Look at the top right of screen and click the blue “Log in” button.



2

At the Log in screen, click “Forgotten your username or password?”

4

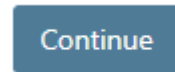
You’ll get a message screen confirming your request, click “Continue”

3

Enter Username
OR
Email address
Do NOT enter both
Click “Search”

If you supplied a correct username or email address then an email should have been sent to you.

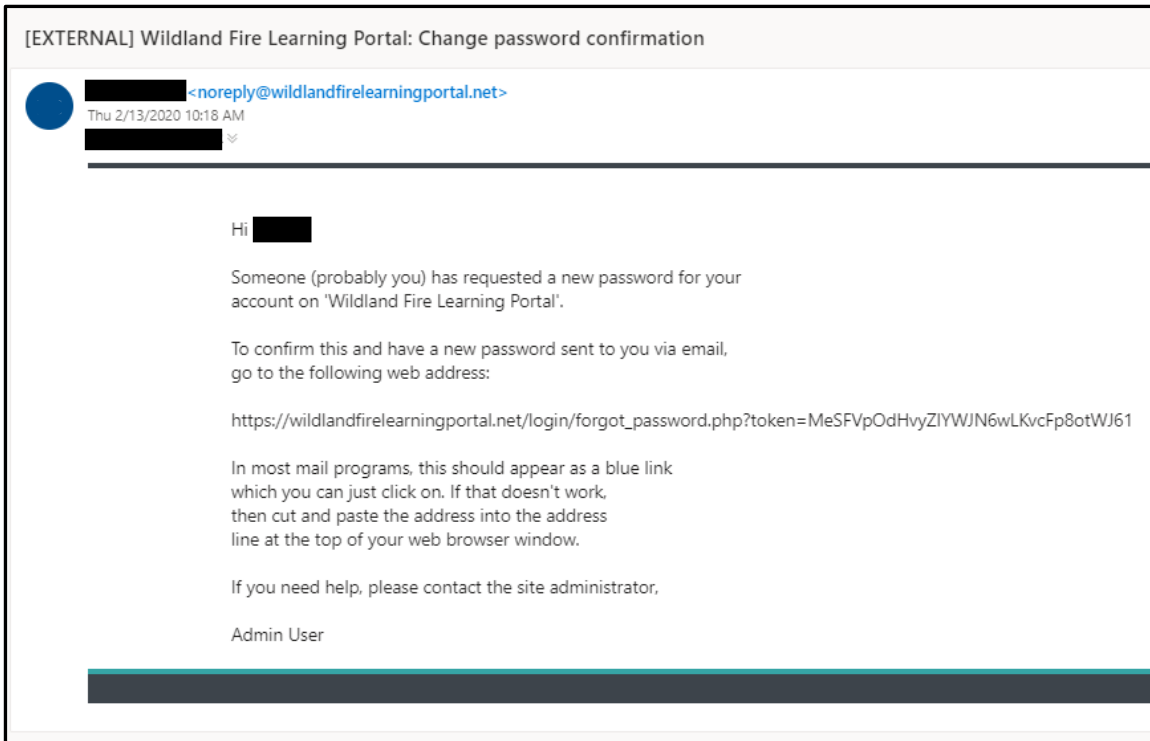
It contains easy instructions to confirm and complete the password change. If you continue to have difficulty, please contact the site administrator.



5

If you supplied the correct username or email address that matches your profile, you'll receive a password reset email within a few minutes. It will come from *noreply@wildlandfirelearningportal.net*

If it doesn't appear that you received it, do a search on *noreply@wildlandfirelearningportal.net* and check your spam or junk mail folder



6

Once you click the reset link, or copy it to your Chrome browser tab, it will take you to the reset screen.

This screen also displays your *username*. If *username* is all you need, write it down and click "Cancel"

Otherwise, follow the instructions for providing a valid new password and click "Save changes"

